

# How To: Make Calls for Joe

1. Go to [joebiden.com](https://joebiden.com) and select “Action Center”



2. Click on “Make Phone Calls for Joe



3. Select a state under “Check In On Supporters” (i.e. “Call Supporters in New Jersey”)

# MAKE CALLS FOR JOE

Use the links below to register for a call shift or make calls immediately to help our campaign! Not sure how to use our call tool? [Sign up for a training here.](#)

## Help Get Out the Vote in Upcoming Primary States

- [Call primary voters in Georgia](#)
- [Call primary voters in Hawaii](#)
- [Call primary voters in Nebraska](#)

## Check In On Supporters

- [Call supporters in Alabama](#)
- [Call supporters in Alaska](#)
- [Call supporters in Arizona](#)
- [Call supporters in Arkansas](#)
- [Call supporters in California](#)
- [Call supporters in Colorado](#)
- [Call supporters in Connecticut](#)
- [Call supporters in Delaware](#)
- [Call supporters in Idaho](#)

4. (1) Fill out your information in the required fields and (2) click on “Make Calls Now!”



## Make Calls Into New Jersey

Virtual Phone Bank



**Time**  
23 times  
Sat 5/9 - Sun 5/31

**Location**  
Virtual event  
Join from anywhere

### About this event

Thanks for signing up to make calls into New Jersey! After you register here, you'll be redirected to make phone calls to supporters if you're signing up within our call hours.

1.

First name	Last name
<input type="text" value="Jayne"/>	<input type="text" value="Wixtead"/>
Email	
<input type="text" value="jwixtead@joebiden.com"/>	
Phone number	Zip
<input type="text" value="2039529205"/>	<input type="text" value="06840"/>

**Make Calls Now!**

OR

[Pick a time](#)

By clicking the buttons above, you agree to the [Terms of Service](#) and [Privacy Policy](#).

I want to receive occasional automated text messages from Joe Biden for President and Mobilize with updates about how to stay involved, such as recommended events and other actions. Message and data rates may apply. Message frequency varies. Text STOP to cancel or HELP for help. By opting in you agree to our [SMS Shortcode Terms of Service](#).

2.

[Share on Facebook](#)

5. You'll be redirected to an openvpb ("open virtual phone bank"). Click on "Start Making Calls"



## Start Making Calls

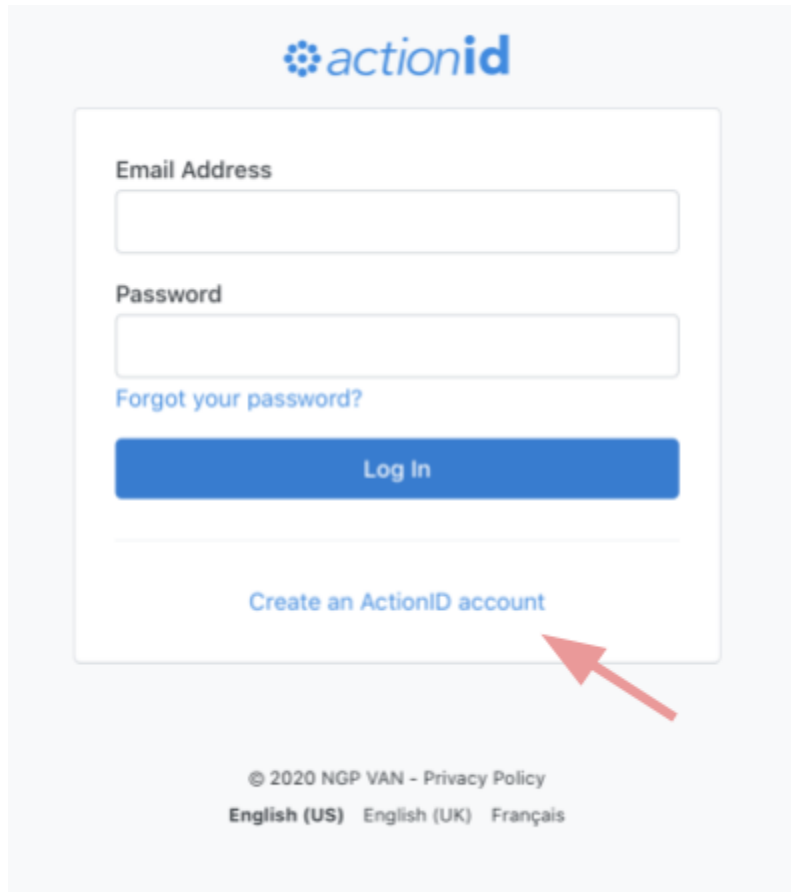
Open Virtual Phone Bank (OpenVPB) is your tool to make phone calls to voters and automatically record their responses for your organization.

[Get Started](#)



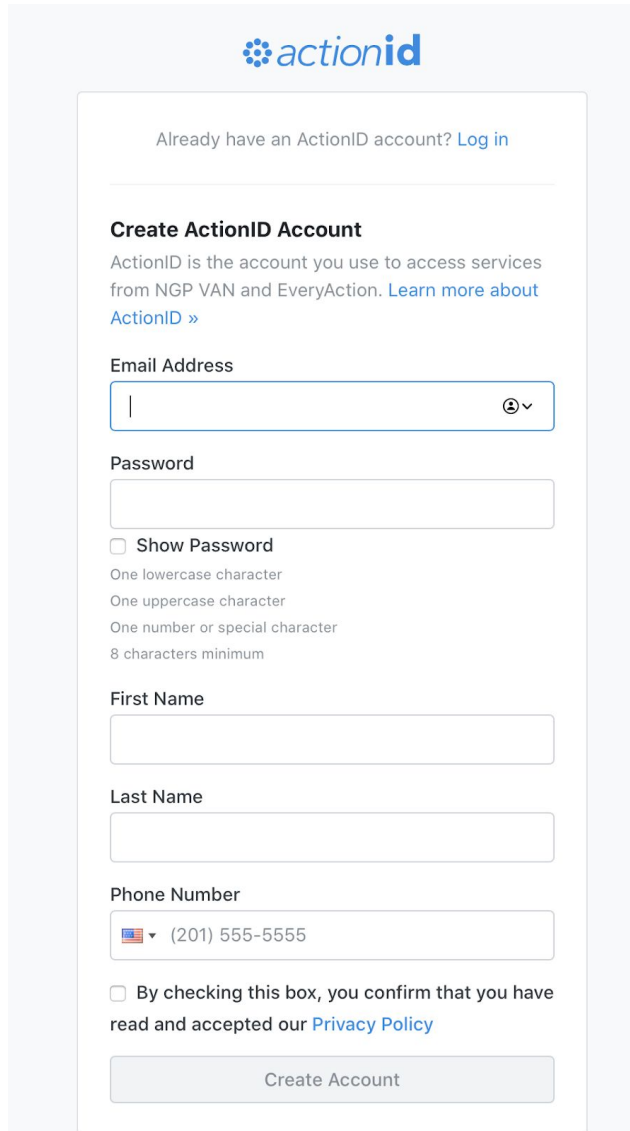
Powered by NGP VAN.

6. Create an action id account by clicking “Create an ActionID account” - if you already have an account you can log in here.




The image shows a screenshot of the ActionID login interface. At the top center is the ActionID logo, which consists of a gear icon followed by the text "actionid". Below the logo is a white rectangular form containing the following elements: an "Email Address" label above a text input field; a "Password" label above another text input field; a link labeled "Forgot your password?"; a blue button with the text "Log In"; and a link at the bottom labeled "Create an ActionID account". A red arrow points from the right side of the page towards the "Create an ActionID account" link. Below the form, there is a copyright notice: "© 2020 NGP VAN - Privacy Policy" and language options: "English (US) English (UK) Français".

7. Fill out information and click “Create Account” at the bottom. Save your login information for future reference.



The image shows a screenshot of the ActionID account creation interface. At the top, the ActionID logo is displayed. Below it, there is a link for users who already have an account. The main heading is "Create ActionID Account", followed by a brief description of the account's purpose and a link for more information. The form contains several input fields: "Email Address" with a dropdown arrow, "Password" with a "Show Password" checkbox and a list of password requirements (one lowercase, one uppercase, one number or special character, and a minimum of 8 characters), "First Name", "Last Name", and "Phone Number" which includes a country code dropdown and a pre-filled number. At the bottom, there is a checkbox for accepting the Privacy Policy and a "Create Account" button.



Already have an ActionID account? [Log in](#)

---

**Create ActionID Account**

ActionID is the account you use to access services from NGP VAN and EveryAction. [Learn more about ActionID »](#)

**Email Address**

**Password**

Show Password

- One lowercase character
- One uppercase character
- One number or special character
- 8 characters minimum

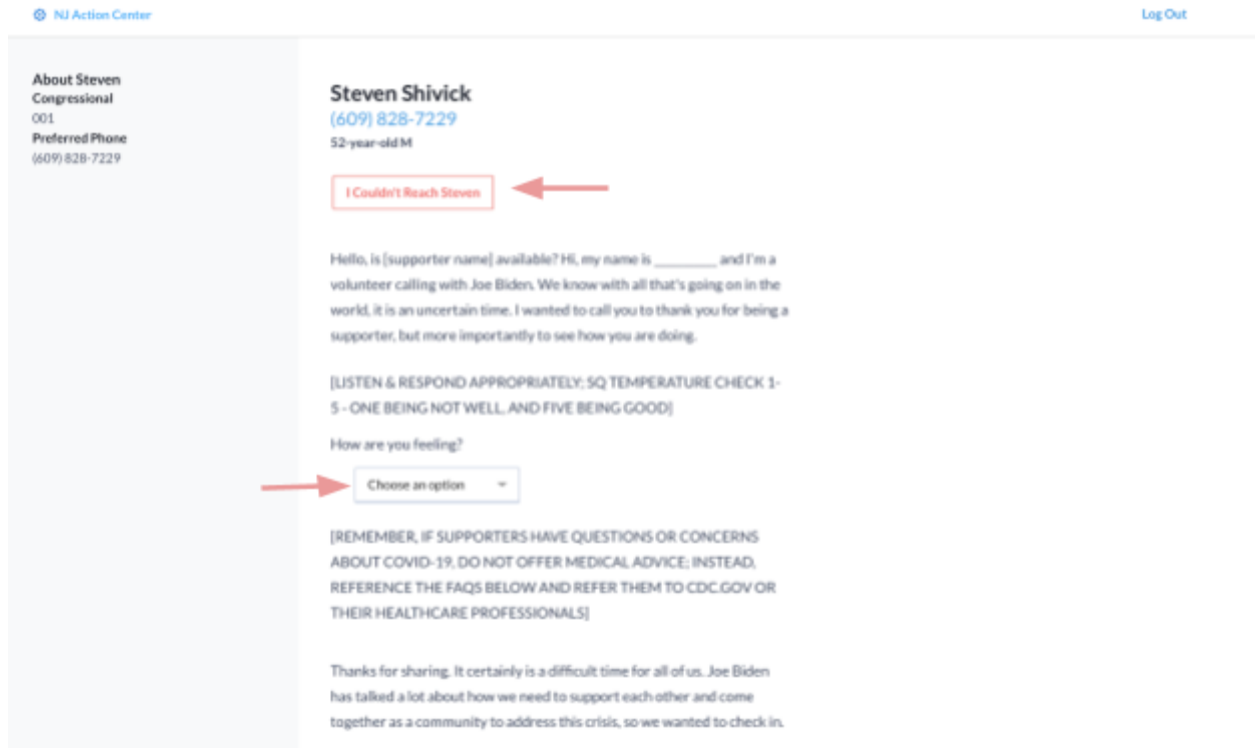
**First Name**

**Last Name**

**Phone Number**

By checking this box, you confirm that you have read and accepted our [Privacy Policy](#)

8. Here's what the screen will look like. Name, phone number, age and gender will be at the top. If they don't answer click on "I Couldn't Reach X" and select from the drop down menu. If you do talk to them, "Choose an option" under How are you feeling? For either option, scroll to the bottom of the screen and click "Save & Next Call" for the next person.



- a. The script if available on each screen under the person's information. The purpose of these calls are to just check in and see how people are holding up.

As always, reach out to Jayne ([jwixtead@joebiden.com](mailto:jwixtead@joebiden.com) or 203-952-9205 if you have any questions!

We also offer daily Action Center training for anyone interested. Sign up [here](#).